




QLD Open  
Division 3

Box 1

			1.	2.	3.	4.	5.	6.
CC		1. DELBRIDGE Marcus		6-11, 6-11, 6-11	4-11, 6-11, 6-11	3-11, 8-11, 11-6 7-11	11-9, 8-11, 11-7 5-11, 11-4	11-9, 11-8, 11-4
NSC		2. COXSEdge Shona	11-6, 11-6, 11-6		7-11, 1-11, 9-11	11-3, 11-7, 11-5	11-5, 9-11, 8-11 11-4, 11-9	11-6, 11-5, 11-2
IPCYC		3. PALMER Andrew	11-4, 11-6, 11-6	11-7, 11-1, 11-9		13-11, 11-2, 8-11 11-5	11-13, 4-11, 3-11	11-5, 11-2, 11-0
CC		4. BRAMBLE Callum	11-3, 11-8, 6-11 11-7	3-11, 7-11, 5-11	11-13, 2-11, 11-8 5-11		9-11, 11-6, 9-11 11-8, 2-11	11-4, 11-6, 11-4
CC		5. MATTHYSEN Mark	9-11, 11-8, 7-11 11-5, 4-11	5-11, 11-9, 11-8 4-11, 9-11	13-11, 11-4, 11-3	11-9, 6-11, 11-9 8-11, 11-2		11-7, 11-8, 11-3
CC		6. SAMUEL Josephine	9-11, 8-11, 4-11	6-11, 5-11, 2-11	5-11, 2-11, 0-11	4-11, 6-11, 4-11	7-11, 8-11, 3-11	

Standings	Points	Wins	Losses	Games	Game Pts
1. Andrew PALMER	8	4	1	12 - 4 (75%)	160 - 104 (60.61%)
2. Shona COXSEdge	8	4	1	12 - 5 (70.59%)	166 - 119 (58.25%)
3. Mark MATTHYSEN	6	3	2	13 - 8 (61.9%)	197 - 174 (53.1%)
4. Callum BRAMBLE	4	2	3	9 - 10 (47.37%)	158 - 166 (48.77%)
5. Marcus DELBRIDGE	4	2	3	7 - 11 (38.89%)	142 - 168 (45.81%)
6. Josephine SAMUEL	0	0	5	0 - 15 (0%)	73 - 165 (30.67%)