








2024029 ITF MASTERS SA NATIONALS
WS 30

Box 1

				1.	2.	3.	4.
TSA871243	Winel		1. MORKEL Esmare		6-0, 6-1	6-0, 6-0	6-1, 6-4
TSA891198	KZN		2. ZIETSMAN Sharn	0-6, 1-6		6-3, 6-2	0-6, 0-6
TSA881145	KZN		3. MBANJWA Nelly	0-6, 0-6	3-6, 2-6		0-6, 0-6
TSA851131	GC		4. SPENCE Carmen	1-6, 4-6	6-0, 6-0	6-0, 6-0	

Standings	Points	Wins	Losses	Sets	Games
1. Esmare MORKEL	6	3	0	6 - 0 (100%)	36 - 6 (85.71%)
2. Carmen SPENCE	4	2	1	4 - 2 (66.67%)	29 - 12 (70.73%)
3. Sharn ZIETSMAN	2	1	2	2 - 4 (33.33%)	13 - 29 (30.95%)
4. Nelly MBANJWA	0	0	3	0 - 6 (0%)	5 - 36 (12.2%)

Box 2

				1.	2.	3.	4.	5.
TSA911316	GN		1. FAASEN Brenda		2-6, 1-6	6-2, 6-4	6-1, 6-0	6-2, 6-1
TSA871345	Borde		2. FRANCIS Philippa	6-2, 6-1		6-0, 6-1	6-1, 6-1	7-5, 6-2
TSA902234	GC		3. WHITE Samantha	2-6, 4-6	0-6, 1-6		6-1, 6-1	1-6, 1-6
TSA881250	Winel		4. FITCHET Siggi	1-6, 0-6	1-6, 1-6	1-6, 1-6		W/O
TSA931254	EP		5. SCHROEDER Nicole	2-6, 1-6	5-7, 2-6	6-1, 6-1	Opponent W/O	

Standings	Points	Wins	Losses	Sets	Games
1. Philippa FRANCIS	8	4	0	8 - 0 (100%)	49 - 13 (79.03%)
2. Brenda FAASEN	6	3	1	6 - 2 (75%)	39 - 22 (63.93%)
3. Nicole SCHROEDER	4	2	2	4 - 4 (50%)	34 - 27 (55.74%)
4. Samantha WHITE	2	1	3	2 - 6 (25%)	21 - 38 (35.59%)
5. Siggi FITCHET	0	0	4	0 - 8 (0%)	5 - 48 (9.43%)

1/2 Playoff

Esmare MORKEL	
Philippa FRANCIS	Esmare MORKEL 6-3, 6-4

3/4 Playoff

Carmen SPENCE	
Brenda FAASEN	Carmen SPENCE 6-4, 3-2 (Ret.)

5/6 Playoff

Sharn ZIETSMAN	
Nicole SCHROEDER	Nicole SCHROEDER
	6-2, 6-2

7/8 Playoff

Nelly MBANJWA	
Samantha WHITE	Nelly MBANJWA
	Walkover